

2020

# Poll Worker User Guide

OmniBallot Tablet Version 2.0 - Minnesota

**OMNIBALLOT**  
TABLET

# TABLE OF CONTENTS

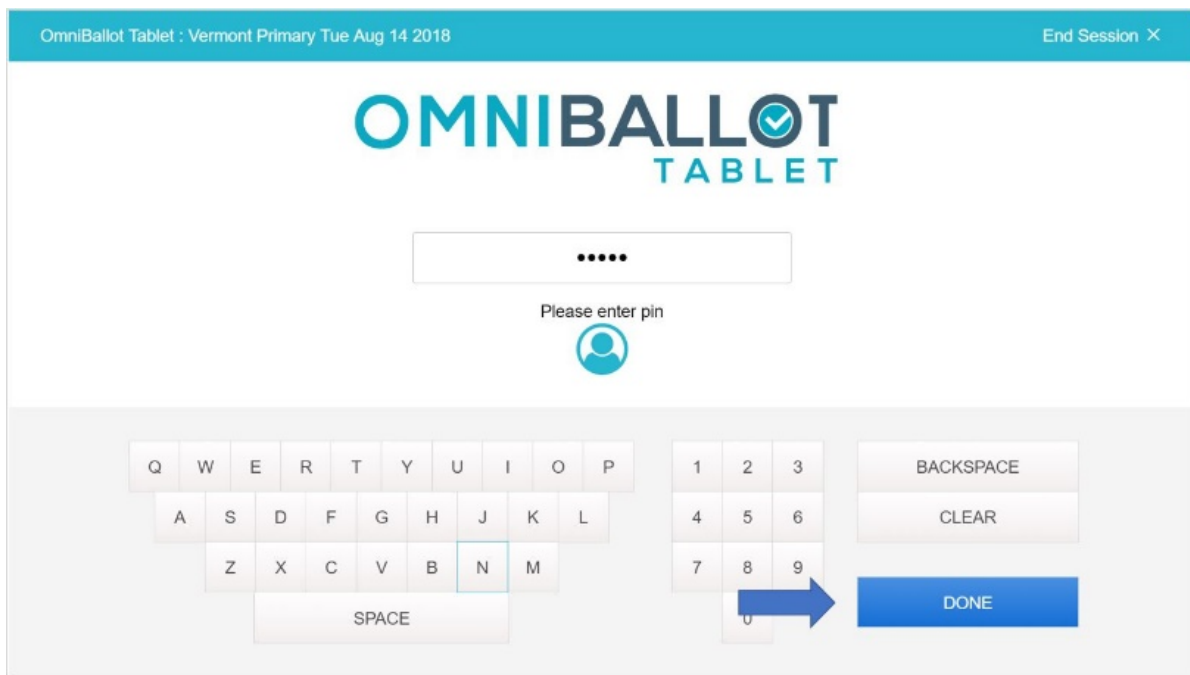
|   |    |
|---|----|
| <b>ELECTION DAY – VOTING</b> .....        | 2  |
| <b>Poll Worker Login</b> .....            | 2  |
| <b>Scan Ballot Style QR Code</b> .....    | 3  |
| <b>Experience/Assistive Devices</b> ..... | 3  |
| Navigation Pad Experience .....           | 5  |
| 3 Button Experience .....                 | 7  |
| How to Plug in 3 Button Device .....      | 8  |
| <b>Ballot Selection</b> .....             | 9  |
| <b>Primary Elections</b> .....            | 10 |
| <b>Contest Pages</b> .....                | 12 |
| Instructions .....                        | 12 |
| Screen Adjustments.....                   | 12 |
| Audio Adjustments .....                   | 14 |
| Nav Pad Adjustments .....                 | 15 |
| Contest Information .....                 | 16 |
| More Content Below .....                  | 17 |
| Making a Selection .....                  | 18 |
| Removing a Selection .....                | 19 |
| Write-in.....                             | 20 |
| Undervote Warning – In Contest.....       | 20 |
| Overvote Warning .....                    | 21 |
| Contest Navigation .....                  | 22 |
| End Session .....                         | 25 |
| <b>Review Page</b> .....                  | 27 |
| Confirming Selections .....               | 27 |
| More Content Below .....                  | 28 |
| Accept & Print Ballot .....               | 30 |
| Undervote Warning - in Review .....       | 30 |
| <b>Ballot Printing</b> .....              | 31 |
| Successful Print.....                     | 31 |
| Unsuccessful Print .....                  | 32 |
| <b>TROUBLESHOOTING</b> .....              | 34 |

# ELECTION DAY – VOTING

## Poll Worker Login

Before voting can begin, the Poll Worker must login to OmniBallot Tablet with the assigned PIN (see NOTE). When you touch the box, the keyboard will pop up. Type in your Admin PIN and press **Done**. If the QR Code ballot style scan option was selected, this screen will not appear.

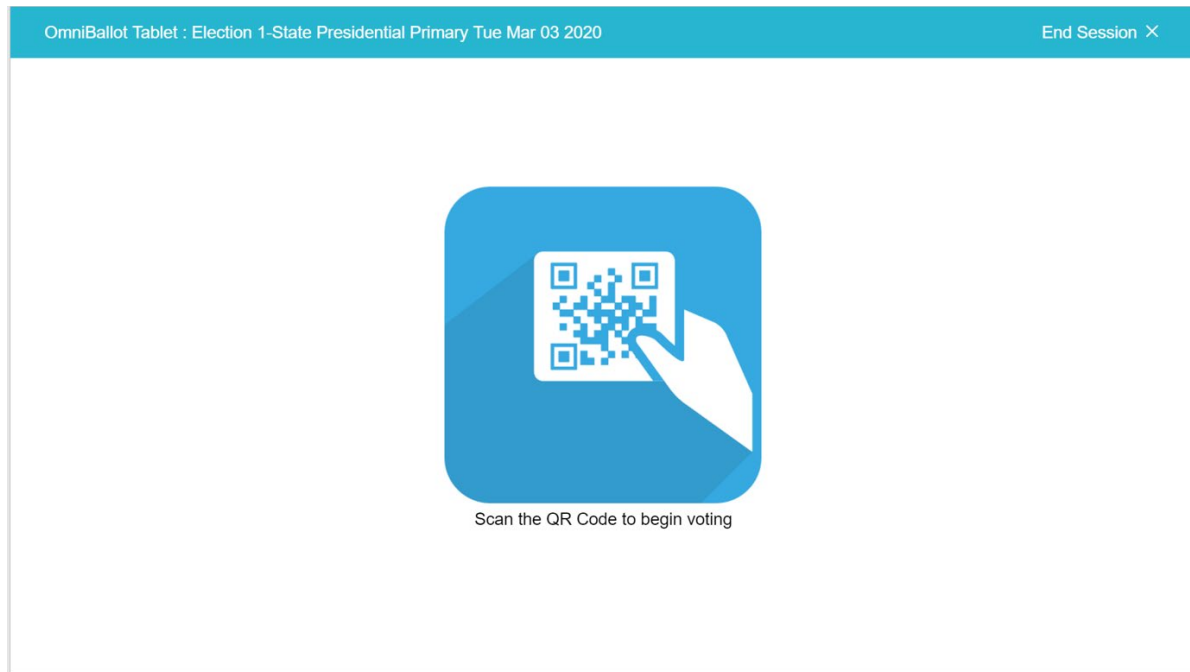
**NOTE: Elections Administrators do have the ability to turn this login feature off. If it is turned off, it is imperative that security measures are followed to ensure that no one is voting on the machine, nor voting more than once without authorization.**



The image shows the login screen of the OmniBallot Tablet. At the top, a teal header bar contains the text "OmniBallot Tablet : Vermont Primary Tue Aug 14 2018" on the left and "End Session X" on the right. Below the header, the "OMNIBALLOT TABLET" logo is centered, with a checkmark icon inside the letter 'O'. Underneath the logo is a white rectangular box containing five black dots, representing a PIN input field. Below this box, the text "Please enter pin" is displayed, followed by a teal circular icon of a person. At the bottom of the screen, a virtual keyboard is shown. It includes a QWERTY layout with letters in white boxes, a numeric keypad with numbers 1-9 and 0 in white boxes, and a "SPACE" bar. To the right of the numeric keypad are three buttons: "BACKSPACE", "CLEAR", and "DONE". A blue arrow points from the "0" key to the "DONE" button. The "N" key on the QWERTY layout is highlighted with a blue border.

## Scan Ballot Style QR Code

If configured, the Poll Worker can begin the voting process by scanning a QR code containing the ballot style. This option skips the PIN login. Once the QR code is scanned, the voting process will begin.

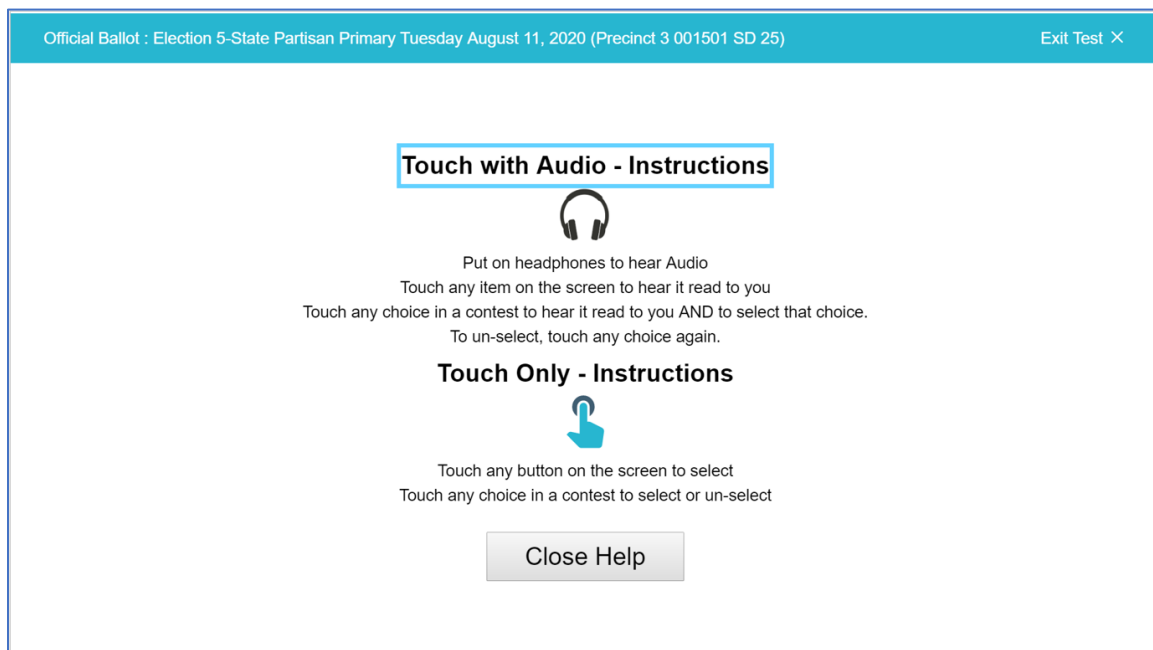
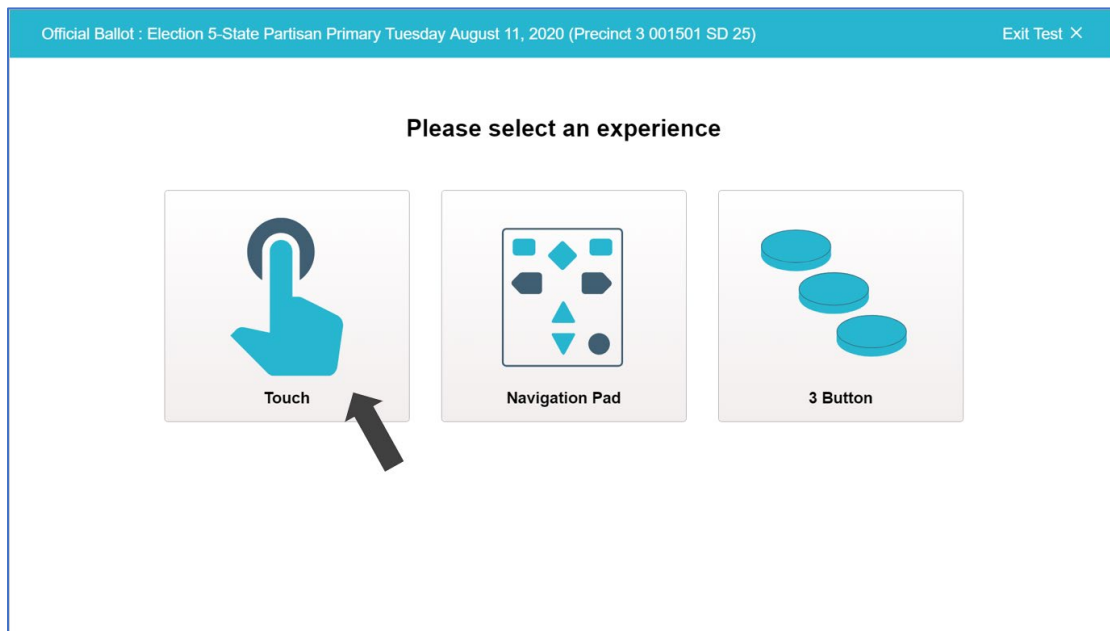


## Experience/Assistive Devices

The first selection that the Poll Worker will make is the Voter Experience. The choices are Touch, Navigation Pad and 3-Button Device. After the Experience selection, the Poll Worker will step away and the voter will continue unassisted.

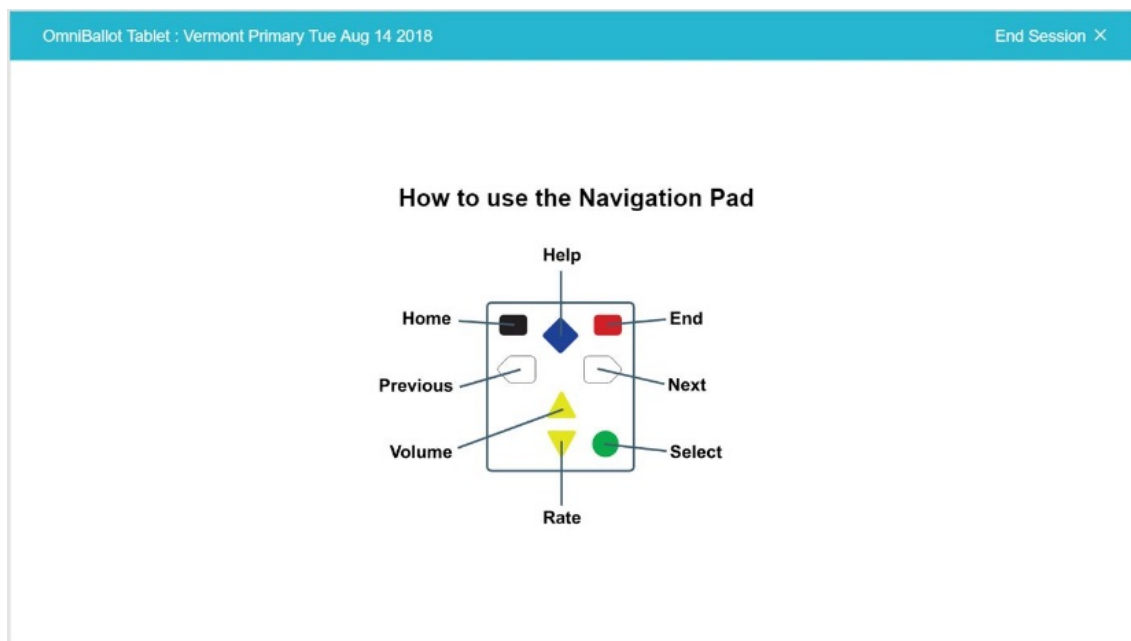
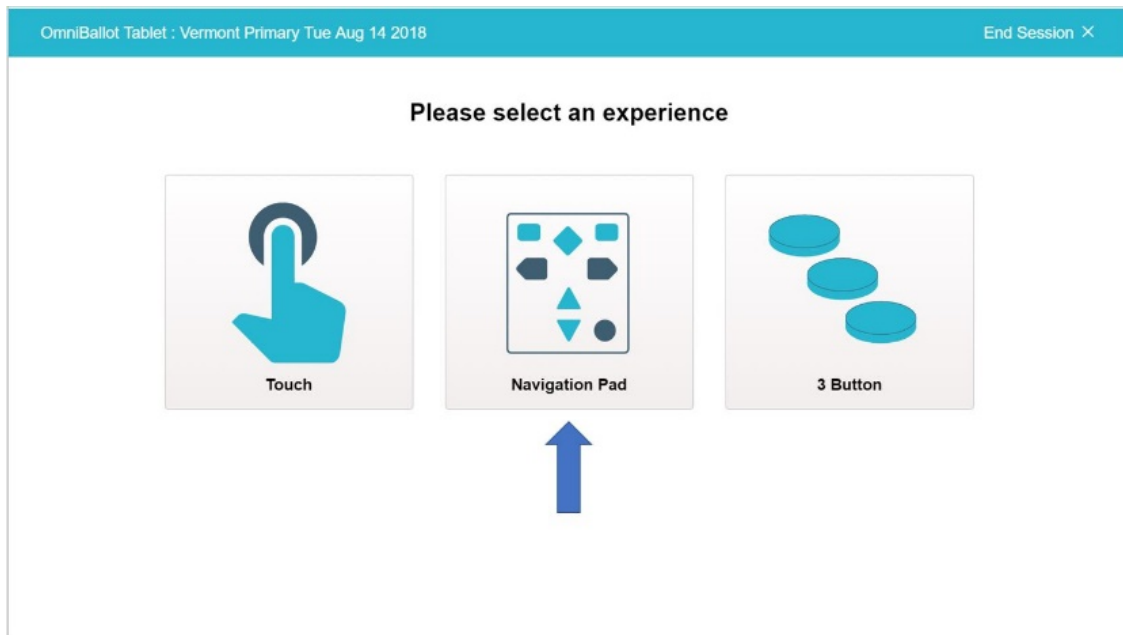
## Touch Experience

All controls on the screen are available via Touch. Audio is accessible by putting on headphones. Select the Touch Experience. Press **Close Help** to continue to voting.



## Navigation Pad Experience

The Navigation Pad is an accessible audio-tactile interface. The buttons are distinguishable by color as well as tactilely. This device is especially helpful for those with low or no vision. Audio is accessible by putting on headphones. Push each button once to hear its action, press any button twice to exit help. Detailed voting instructions will follow before voting can begin.

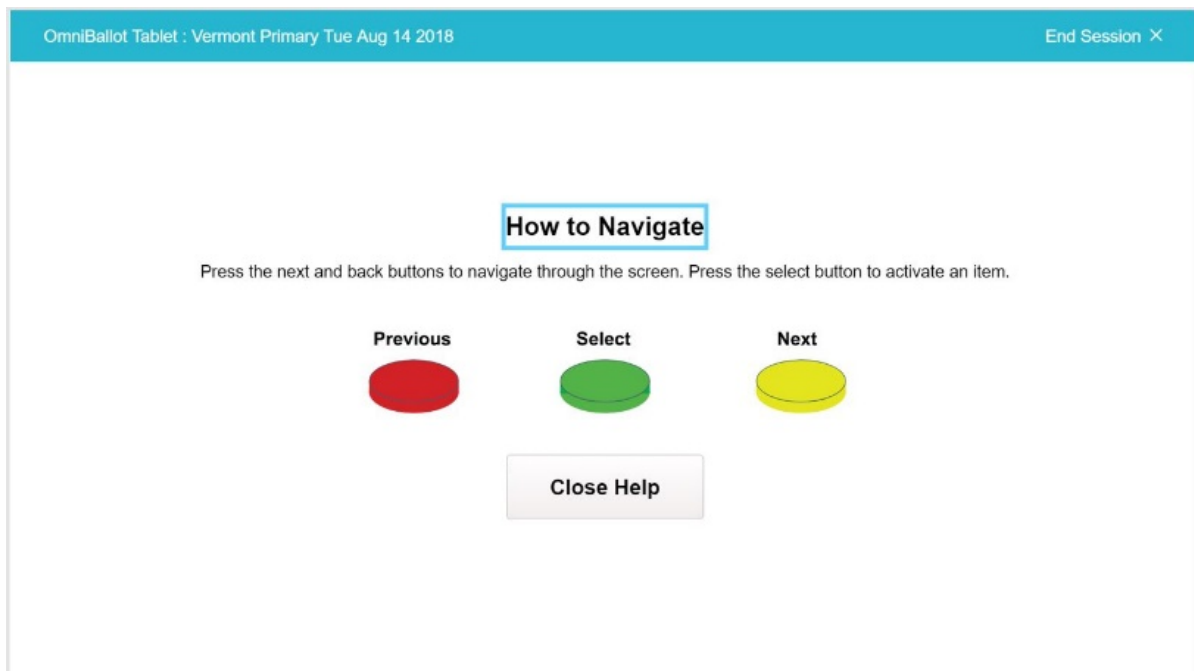
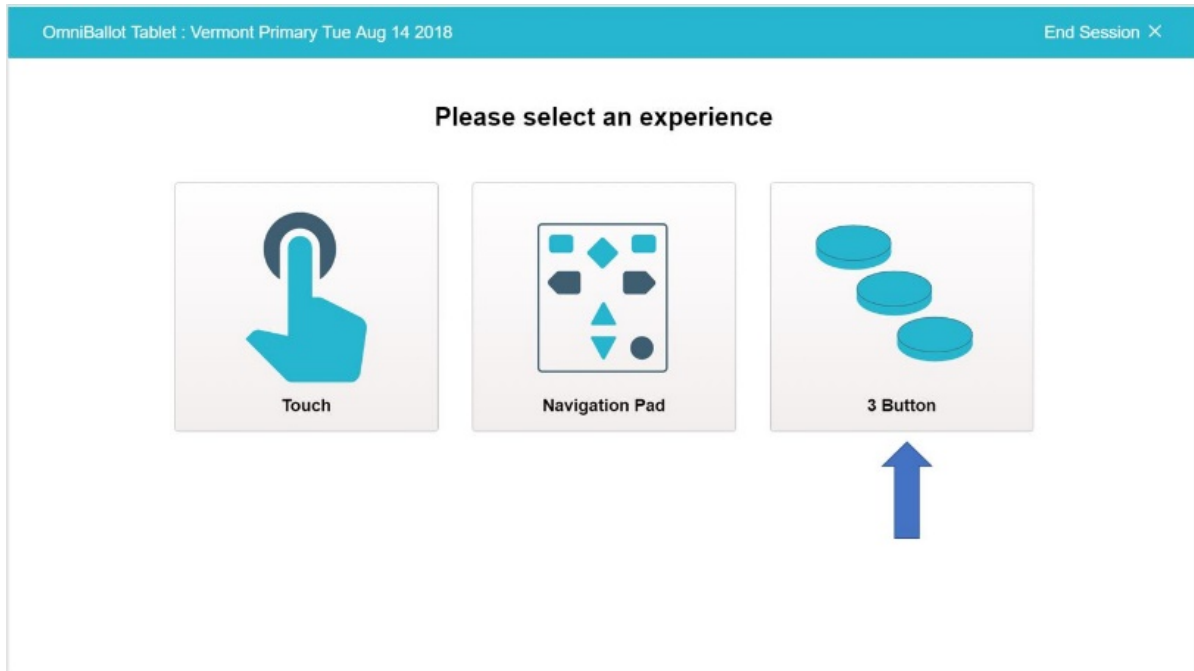


### Instructions for Ballot Marking

Press any button twice to continue to voting.

### 3 Button Experience

The 3 Button device is an accessible unit that is especially helpful for those with fine motor skill challenges. Audio is accessible by putting on headphones. Press **Close Help** to continue to voting.



## How to Plug in 3 Button Device

The 3 Button device is intended to be plugged in only when a voter requests to use it. Follow the directions below to set it up:



*1. Unlock USB Port*



*2. Plug 3 button device into black XKeys switch*



*3. Plug switch into USB port on far right, adjust cord to right*

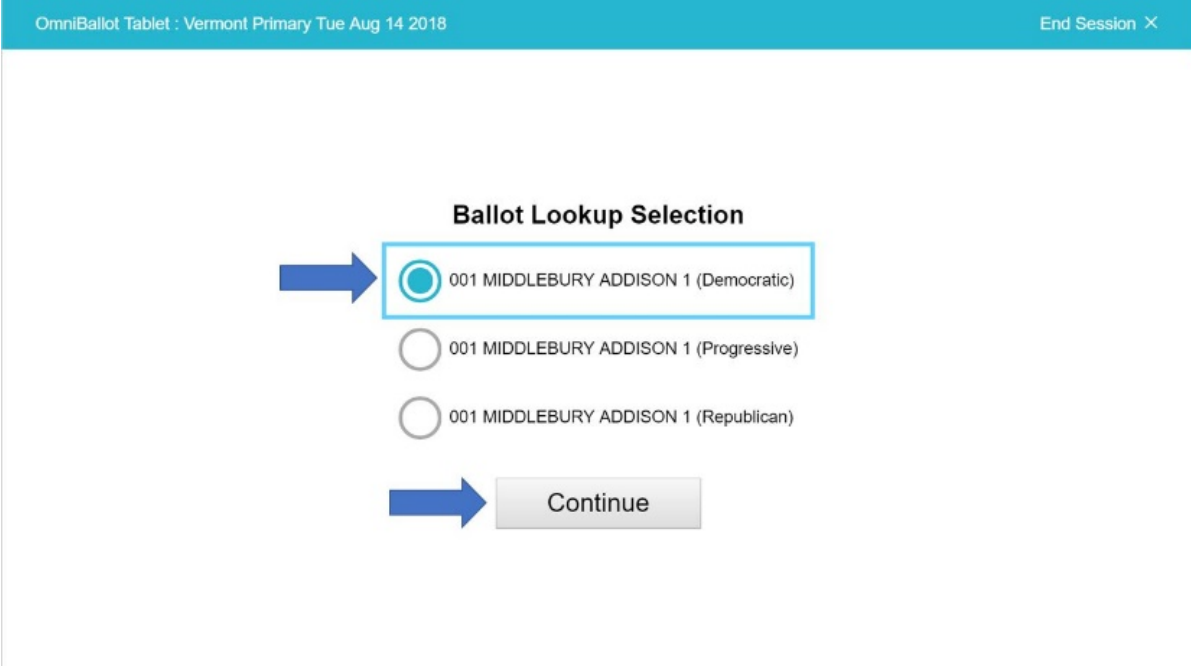


*4. Lock USB Port, Remove Key*

## Ballot Selection

Voters will select the ballot style of their choosing from the list of official styles for their voting location. If there is only 1 ballot style, this screen will not display, and the voter will go straight to the first Contest Page.

If the QR Code ballot style scan option was selected, this screen will not appear.



The screenshot shows the 'Ballot Lookup Selection' screen on the OmniBallot Tablet. The header bar is teal and contains the text 'OmniBallot Tablet : Vermont Primary Tue Aug 14 2018' on the left and 'End Session X' on the right. The main content area is white and features the title 'Ballot Lookup Selection' in bold. Below the title, there are three radio button options, each preceded by a blue arrow pointing to the right. The first option, '001 MIDDLEBURY ADDISON 1 (Democratic)', is selected and highlighted with a blue border. The second option is '001 MIDDLEBURY ADDISON 1 (Progressive)' and the third is '001 MIDDLEBURY ADDISON 1 (Republican)'. At the bottom, there is a 'Continue' button with a blue arrow pointing to it.

OmniBallot Tablet : Vermont Primary Tue Aug 14 2018 End Session X

**Ballot Lookup Selection**

→ ☒ 001 MIDDLEBURY ADDISON 1 (Democratic)

☐ 001 MIDDLEBURY ADDISON 1 (Progressive)

☐ 001 MIDDLEBURY ADDISON 1 (Republican)

→ Continue

## Primary Elections

In the case of a Primary Election, voters may only vote for the candidates of one political party for all partisan offices. The voter will be prompted to make their party selection.

Official Ballot : Election 5-State Partisan Primary Tuesday August 11, 2020 (Precinct 1 000500)

Exit Test X

Primary Election

You are only allowed to vote for the candidates of one political party for partisan offices in a primary election. No record will be made of your political party choice. Your selection will only be used to direct you to the proper ballot information. You will only hear the names of candidates who are with the political party you choose.

To hear the names of candidates in other political parties, use the Change Party" button on the Contest page to switch to a different party.

**Please select a political party ...**

☐ Legal Marijuana Now

☐ Grassroots - Legalize Cannabis

☐ Republican

☐ Democratic-Farmer-Labor

Partisan races will only display choices in voter's selected party. All choices will display on non-partisan races.

OmniBallot Tablet : Anoka County General Tue Mar 12 2019 (Test)

End Session X

Instructions

Touch a candidate to select.

Touch again to deselect.

Touch Write-In to enter a name not on the ballot.

T↑

📄

🔊

⬆

United States Senator

For term expiring January 3, 2025

Vote for One

☐ **Jim Newberger**  
Republican  
January 3, 2025

☐ **write-in, if any**

Review My Ballot

Select Party

Contest 1 of 25

Next Page

A voter may change their selected party by going to the 1<sup>st</sup> Contest and pressing **Change Party**. The party can only be changed if no selections have been made in that party. Voter can End Session to start over, or deselect any partisan choices, and then select a new party.

Official Ballot : Election 5-State Partisan Primary Tuesday August 11, 2020 (Precinct 1 000500)

Exit Test X

Instructions

Press the next and previous buttons to move through the screen.

Press the select button to make a selection.

Press again to deselect.

If available, select Write-In to enter a name not on the ballot.

T↓

⦿

👁

✕

U.S. Senator

Vote for One

☐

James Buchanan

☐

Zachary Taylor

☐

Franklin Pierce

Review My Ballot

Change Party

Contest 1 of 15

Next Contest

## Contest Pages

Every contest will be presented on its own page. There are on-screen instructions to guide the voter through making their selection. Write-in selections are also available. They can adjust the screen options including Large Font, High Contrast. Audio adjustments can be made on the Volume and Rate of Speech. Voters can navigate through the contest pages as well as jump directly to the Review Page.

## Instructions

The left side of the Contest Page includes instructions for making selections, de-selecting, and using the Write-in option.

Official Ballot : Election 5-State Partisan Primary Tuesday August 11, 2020 (Precinct 1 000500)

Exit Test X

Instructions

Press the next and previous buttons to move through the screen.  
Press the select button to make a selection.  
Press again to deselect.  
If available, select Write-In to enter a name not on the ballot.

T↓

U.S. Senator

Vote for One

☐ James Buchanan

☐ Zachary Taylor

☐ Franklin Pierce

Review My Ballot

Change Party

Contest 1 of 15

Next Contest

## Screen Adjustments

Voters will make any screen adjustments here. These adjustments will last throughout their voting session. They can toggle between the current Font and Large Font. They can also toggle between the default Contrast and High Contrast.





## Large Font

Official Ballot : Election 5-State Partisan Primary Tuesday August 11, 2020 (Precinct 1 000500)

Exit Test X

**Instructions**  
Press the next and previous buttons to move through the screen.  
Press the select button to make a selection.  
Press again to deselect.  
If available, select Write-In to enter a name not on the ballot.

T↓



**U.S. Senator**  
Vote for One

☐ James Buchanan

☐ Zachary Taylor

☐ Franklin Pierce

Review My Ballot

Change Party

Contest 1 of 15

Next Contest





## High Contrast

Official Ballot : Election 5-State Partisan Primary Tuesday August 11, 2020 (Precinct 1 000500)

Exit Test X

**Instructions**  
Press the next and previous buttons to move through the screen.  
Press the select button to make a selection.  
Press again to deselect.  
If available, select Write-In to enter a name not on the ballot.

T↓



**U.S. Senator**  
Vote for One

☐ James Buchanan

☐ Zachary Taylor

☐ Franklin Pierce

Review My Ballot

Change Party

Contest 1 of 15

Next Contest

## Audio Adjustments

Voters will make any audio adjustments here. They can toggle between a range of Volume choices. They can also toggle between the various Rate of Speech choices.


### Volume


Official Ballot : Election 5-State Partisan Primary Tuesday August 11, 2020 (Precinct 1 000500)


Exit Test X


**Instructions**  
Touch any item on the screen to hear it read to you (audio only)  
Touch an item to make a selection on a contest  
Touch again to un-select an option  
If available, touch Write-In to enter a name not on the ballot.

T!









**U.S. Senator**  
Vote for One

☐ James Buchanan

☐ Zachary Taylor

☐ Franklin Pierce

Review My Ballot

Change Party

Contest 1 of 15

Next Contest


### Rate of Speech


Official Ballot : Election 5-State Partisan Primary Tuesday August 11, 2020 (Precinct 1 000500)


Exit Test X


**Instructions**  
Touch any item on the screen to hear it read to you (audio only)  
Touch an item to make a selection on a contest  
Touch again to un-select an option  
If available, touch Write-In to enter a name not on the ballot.

T!









**U.S. Senator**  
Vote for One

☐ James Buchanan

☐ Zachary Taylor

☐ Franklin Pierce

Review My Ballot

Change Party

Contest 1 of 15

Next Contest

## Nav Pad Adjustments

Voters using the Navigation Pad will have alternate options. The Rate and Volume settings are on the Nav Pad itself. They can select Privacy Screen to block out all ballot selections. The End Session option is available with the Nav Pad as well.

## Privacy Screen

Official Ballot : Election 5-State Partisan Primary Tuesday August 11, 2020 (Precinct 1 000500)

Exit Test X

**Instructions**

Press the next and previous buttons to move through the screen.

Press the select button to make a selection.

Press again to deselect.

If available, select Write-In to enter a name not on the ballot.

T↓

⏮

👁

✕

**U.S. Senator**

Vote for One

☐ James Buchanan

☐ Zachary Taylor

☐ Franklin Pierce

Review My Ballot

Change Party

Contest 1 of 15

Next Contest

## End Session

Official Ballot : Election 5-State Partisan Primary Tuesday August 11, 2020 (Precinct 1 000500)

Exit Test X

**Instructions**

Press the next and previous buttons to move through the screen.

Press the select button to make a selection.

Press again to deselect.

If available, select Write-In to enter a name not on the ballot.

T↓

⏮

👁

✕

**U.S. Senator**

Vote for One

☐ James Buchanan

☐ Zachary Taylor

☐ Franklin Pierce

Review My Ballot

Change Party

Contest 1 of 15

Next Contest

## Contest Information

The top of the screen will indicate the Contest Title and indicate the total number of selections the voter can make. The list of choices will show below.

OmniBallot Tablet : Vermont Primary Tue Aug 14 2018

End Session X

**Instructions**  
Touch a candidate to select.  
  
Touch again to deselect.  
  
Touch Write-In to enter a name not on the ballot.

T↓

📄

🔊

⬆️

**FOR US SENATOR** ←

Vote for not more than ONE

☐ **FOLASADE ADELUOLA**  
Shelburne

☐ **BERNIE SANDERS**  
Burlington

☐ (Write-in)

Review My Ballot

Contest 1 of 15

Next Page

## More Content Below

In cases where not all contest choices are visible on the screen, the Voter will see a “More Content Below” bar along the bottom. Pressing the yellow bar or moving through the screen will display all the choices. Once a Voter has seen all the choices, the “More Content Below” bar will disappear, and the Navigation Bar will be available for use.

OmniBallot Tablet : Solano General Tue Nov 06 2018 (99462)

End Session X

**Instructions**  
Touch a candidate to select.  
  
Touch again to deselect.  
  
Touch Write-In to enter a name not on the ballot.

T↓

📄

🔊

⬆️⬆️

**SCHOOL: Dixon Unified School District**  
**Member, Governing Board**  
Vote for no more than THREE (3)

☐ **JEWEL FINK**  
Retired Educator

☐ **LLOYD MC CABE**  
State Educational Administrator

☐ **NORMA MUÑOZ**  
School Psychologist/Mother

☐ **CAITLIN O'HALLORAN**  
School Governance Specialist

☐ **JOHN A. GABBY**  
Incumbent

☐ **Write-in**

☐ **Write-in**

Review My Ballot

More content below...

## Making a Selection

Voters using the Touch Experience will make a selection by simply touching their choice. A checkmark will appear, and the selection will appear highlighted in blue with a yellow background. Nav Pad and 3 Button users will navigate to their selection and press the green Enter button to select.

OmniBallot Tablet : Vermont Primary Tue Aug 14 2018

End Session X

Instructions

Touch a candidate to select.

Touch again to deselect.

Touch Write-In to enter a name not on the ballot.

T↓

📄

🔊

⬆️

FOR US SENATOR

Vote for not more than ONE

☒ FOLASADE ADELUOLA  
Shelburne

☐ BERNIE SANDERS  
Burlington

☐ (Write-in)

Review My Ballot

Contest 1 of 15

Continue

## Removing a Selection

Voters will de-select a choice by simply touching it again. Nav Pad and 3 Button users will navigate to their selection and press the green Enter button again to de-select.

OmniBallot Tablet : Vermont Primary Tue Aug 14 2018

End Session X

Instructions

Touch a candidate to select.

Touch again to de-select.

Touch Write-In to enter a name not on the ballot.

T

☐

**FOLASADE ADELUOLA**  
Shelburne

☐

**BERNIE SANDERS**  
Burlington

☐

(Write-in)

Review My Ballot

Contest 1 of 15

Next Page

## Write-in

Voters who would like to enter a name not on the ballot will select the Write-In choice. An on-screen keyboard will appear. Touch users can simply press the keys of their choice, and press **Done** when their entry is complete. Nav Pad and 3 Button users will navigate using their left and right keys, and press the green Enter key to select the letter or button of their choice. They will also select **Done** when their entry is complete.

OmniBallot Tablet : Vermont Primary Tue Aug 14 2018 End Session X

**Instructions**  
Touch a candidate to select.  
Touch again to deselect.  
Touch Write-In to enter a name not on the ballot.

**FOR US SENATOR**  
Vote for not more than ONE

☐ **FOLASADE ADELUOLA**  
Shelburne

☐ **BERNIE SANDERS**  
Burlington

☒ **(Write-in)** JOHN DOE

Q W **E** R T Y U I O P  
A S D F G H J K L  
Z X C V B N M  
SPACE

BACKSPACE  
CLEAR  
**DONE**

## Undervote Warning – In Contest

Voters are not required to vote on every contest. They will, however, be warned that they under voted a contest. They will be given the opportunity to continue without voting or go back and make a selection.

**Warning**

You have not made all possible selections for this contest. Are you sure you want to continue?


No Yes


## Overvote Warning

Over voting (selecting more than the max number) is not allowed in our system. If a Voter would like to change their selection, they must de-select their choice first, then make another choice.

OmniBallot Tablet : Vermont Primary Tue Aug 14 2018

End Session X

 **Warning!** You are only allowed to make 1 selection. Please deselect an option to make another choice.



**FOR US SENATOR**  
Vote for not more than ONE

☒ **FOLASADE ADELUOLA**  
Shelburne

☐ **BERNIE SANDERS**  
Burlington

☐ **(Write-in)**

Review My Ballot

Contest 1 of 15

Continue

## Contest Navigation

The Navigation Bar is at the bottom of the Contest Pages. **Next Page** will continue to the next contest page. **Previous Page** will take the voter back one contest.

### Next Contest

Official Ballot : Election 5-State Partisan Primary Tuesday August 11, 2020 (Precinct 1 000500)

Exit Test X

**Instructions**  
Touch any item on the screen to hear it read to you (audio only)  
Touch an item to make a selection on a contest  
Touch again to un-select an option  
If available, touch Write-In to enter a name not on the ballot.

T↕

🔊

🔊

⬆️⬆️

**U.S. Representative**  
**District 7**  
Vote for One

☐

John Tyler

☐

Chester A. Arthur

Review My Ballot

Previous Contest

Contest 2 of 15

Next Contest

## Previous Contest

Official Ballot : Election 5-State Partisan Primary Tuesday August 11, 2020 (Precinct 1 000500)

Exit Test X

**Instructions**  
Touch any item on the screen to hear it read to you (audio only)  
Touch an item to make a selection on a contest  
Touch again to un-select an option  
If available, touch Write-In to enter a name not on the ballot.

Tt

**U.S. Representative**  
**District 7**  
Vote for One

☐ John Tyler

☐ Chester A. Arthur

Review My Ballot

Previous Contest

Contest 2 of 15

Next Contest

The Contest page you are on and the total number of contests will appear at the bottom. If you are listening through audio, this will be announced once you open a contest page.

Official Ballot : Election 5-State Partisan Primary Tuesday August 11, 2020 (Precinct 1 000500)

Exit Test X

**Instructions**  
Touch any item on the screen to hear it read to you (audio only)  
Touch an item to make a selection on a contest  
Touch again to un-select an option  
If available, touch Write-In to enter a name not on the ballot.

Tt

**U.S. Representative**  
**District 7**  
Vote for One

☐ John Tyler

☐ Chester A. Arthur

Review My Ballot

Previous Contest

Contest 2 of 15

Next Contest

The **Review My Ballot** button will take the voter directly to the Review Page without stopping on any more contest pages.

Official Ballot : Election 5-State Partisan Primary Tuesday August 11, 2020 (Precinct 1 000500)

Exit Test X

**Instructions**

Touch any item on the screen to hear it read to you (audio only)

Touch an item to make a selection on a contest

Touch again to un-select an option

If available, touch Write-In to enter a name not on the ballot.

T↕

👁

🔊

⬆⬆

**U.S. Representative**

**District 7**

Vote for One

☐ John Tyler

☐ Chester A. Arthur

Review My Ballot

Previous Contest

Contest 2 of 15

Next Contest

## End Session

Anytime during their voting session, whether in the Contest section or on the Review Page, the voter may end their session and exit out of voting.

OmniBallot Tablet : Vermont Primary Tue Aug 14 2018 End Session X

**Instructions**  
Touch a candidate to select.  
Touch again to deselect.  
Touch Write-In to enter a name not on the ballot.

**FOR US SENATOR**  
Vote for not more than ONE

☒ **FOLASADE ADELUOLA**  
Shelburne

☐ **BERNIE SANDERS**  
Burlington

☐ (Write-in)

[Review My Ballot](#) [Contest 1 of 15](#) [Continue](#)

OmniBallot Tablet : Vermont Primary Tue Aug 14 2018 End Session X

**Review Your Selections**

Your ballot selections are shown below. You may change any selection by clicking the Change link next to your selections.

|                                       |                     |                        |
|---------------------------------------|---------------------|------------------------|
| <b>FOR US SENATOR</b>                 | FOLASADE ADELUOLA   | <a href="#">Change</a> |
| <b>FOR REPRESENTATIVE TO CONGRESS</b> | BENJAMIN MITCHELL   | <a href="#">Change</a> |
| <b>FOR GOVERNOR</b>                   | CHRISTINE HALLQUIST | <a href="#">Change</a> |
| <b>FOR LIEUTENANT GOVERNOR</b>        | DAVID ZUCKERMAN     | <a href="#">Change</a> |
| <b>FOR STATE TREASURER</b>            | BETH PEARCE         | <a href="#">Change</a> |
| <b>FOR SECRETARY OF STATE</b>         | JIM CONDOS          | <a href="#">Change</a> |
| <b>FOR AUDITOR OF ACCOUNTS</b>        | DOUG HOFFER         | <a href="#">Change</a> |

[Accept and Print](#)

The voter will be prompted to confirm, as all current selections will be lost. A new session will begin.

OmniBallot Tablet : Vermont Primary Tue Aug 14 2018 End Session X

### Review Your Selections

Your ballot selections are shown below. You may change any selection by clicking the Change link next to your selections.

|                                |                 |                        |
|--------------------------------|-----------------|------------------------|
| FOR US SENATOR                 | EDUARD ADELUNGA | <a href="#">Change</a> |
| FOR REPRESENTATIVE TO CONGRESS |                 | <a href="#">Change</a> |
| FOR GOVERNOR                   |                 | <a href="#">Change</a> |
| FOR LIEUTENANT GOVERNOR        |                 | <a href="#">Change</a> |
| FOR STATE TREASURER            | BETH PEARCE     | <a href="#">Change</a> |
| FOR SECRETARY OF STATE         | JIM CONDOS      | <a href="#">Change</a> |
| FOR AUDITOR OF ACCOUNTS        | DOUG HOFFER     | <a href="#">Change</a> |

[Accept and Print](#)

#### End Session

Are you sure you want to end your session?


[Cancel](#) [Yes](#)

OmniBallot Tablet : Vermont Primary Tue Aug 14 2018 End Session X

# OMNIBALLOT

## TABLET

Please enter pin



## Review Page

### Confirming Selections

The Voter will see the name of every contest as well as the selection they made. If they under voted, they will see “No Selections”. They may jump back to any of these contest pages by selecting the **Change** button for that selection.

### Contest Name/Selection

OmniBallot Tablet : Vermont Primary Tue Aug 14 2018 End Session X

### Review Your Selections

Your ballot selections are shown below. You may change any selection by clicking the Change link next to your selections.

|                                |                              |                        |
|--------------------------------|------------------------------|------------------------|
| FOR US SENATOR                 | FOLASADE ADELUOLA            | <a href="#">Change</a> |
| FOR REPRESENTATIVE IN CONGRESS | BENJAMIN MITCHELL            | <a href="#">Change</a> |
| FOR GOVERNOR                   | CHRISTINE HALLQUIST          | <a href="#">Change</a> |
| FOR LIEUTENANT GOVERNOR        | <span>⚠ No Selections</span> | <a href="#">Change</a> |
| FOR STATE TREASURER            | BETH PEARCE                  | <a href="#">Change</a> |
| FOR SECRETARY OF STATE         | JIM CONDOS                   | <a href="#">Change</a> |
| FOR AUDITOR OF ACCOUNTS        | DOUG HOFFER                  | <a href="#">Change</a> |

Accept and Print

## More Content Below








In cases where not all selections are visible on the screen, the Voter will see a “More Content Below” bar along the bottom. Pressing the yellow bar or moving through the screen will display all the choices. Once a Voter has seen all the selections, the “More Content Below” bar will disappear, and the Navigation Bar will be available for use.


OmniBallot Tablet : Vermont Primary Tue Aug 14 2018

End Session X

### Review Your Selections

Your ballot selections are shown below. You may change any selection by clicking the Change link next to your selections.

|                                |   |                        |
|--------------------------------|---|------------------------|
| FOR US SENATOR                 |  No Selections   | <a href="#">Change</a> |
| FOR REPRESENTATIVE TO CONGRESS |  No Selections   | <a href="#">Change</a> |
| FOR GOVERNOR                   |  No Selections   | <a href="#">Change</a> |
| FOR LIEUTENANT GOVERNOR        |  No Selections   | <a href="#">Change</a> |
| FOR STATE TREASURER            |  No Selections   | <a href="#">Change</a> |
| FOR SECRETARY OF STATE         |  No Selections | <a href="#">Change</a> |
| FOR AUDITOR OF ACCOUNTS        |  No Selections | <a href="#">Change</a> |



More content below...

## Change Selection


A voter can easily change their selections by touching or selecting the Change option. This brings voter back to the Contest page to make their change.

OmniBallot Tablet : Vermont Primary Tue Aug 14 2018

End Session X

### Review Your Selections

Your ballot selections are shown below. You may change any selection by clicking the Change link next to your selections.

|                                |   |                        |
|--------------------------------|---|------------------------|
| FOR US SENATOR                 | FOLASADE ADELUOLA   | <a href="#">Change</a> |
| FOR REPRESENTATIVE TO CONGRESS | BENJAMIN MITCHELL   | <a href="#">Change</a> |
| FOR GOVERNOR                   | CHRISTINE HALLQUIST   | <a href="#">Change</a> |
| FOR LIEUTENANT GOVERNOR        |  No Selections | <a href="#">Change</a> |
| FOR STATE TREASURER            | BETH PEARCE   | <a href="#">Change</a> |
| FOR SECRETARY OF STATE         | JIM CONDOS  | <a href="#">Change</a> |
| FOR AUDITOR OF ACCOUNTS        | DOUG HOFFER   | <a href="#">Change</a> |

Accept and Print

## Accept & Print Ballot

When the Voter has verified their selections, they will press **Accept & Print** to print their ballot.

OmniBallot Tablet : Vermont Primary Tue Aug 14 2018

End Session X

**Review Your Selections**

Your ballot selections are shown below. You may change any selection by clicking the Change link next to your selections.

|                                |                              |                        |
|--------------------------------|------------------------------|------------------------|
| FOR US SENATOR                 | FOLASADE ADELUOLA            | <a href="#">Change</a> |
| FOR REPRESENTATIVE TO CONGRESS | BENJAMIN MITCHELL            | <a href="#">Change</a> |
| FOR GOVERNOR                   | CHRISTINE HALLQUIST          | <a href="#">Change</a> |
| FOR LIEUTENANT GOVERNOR        | <span>⚠ No Selections</span> | <a href="#">Change</a> |
| FOR STATE TREASURER            | BETH PEARCE                  | <a href="#">Change</a> |
| FOR SECRETARY OF STATE         | JIM CONDOS                   | <a href="#">Change</a> |
| FOR AUDITOR OF ACCOUNTS        | DOUG HOFFER                  | <a href="#">Change</a> |

Accept and Print

## Undervote Warning - in Review

Voters are not required to vote on every contest. Prior to printing, however, they will be warned that they under voted one or more contests. They will be given the opportunity to continue or go back and make a change.

**Warning**

You have not made all possible selections for one or more contests. Are you sure you want to continue?

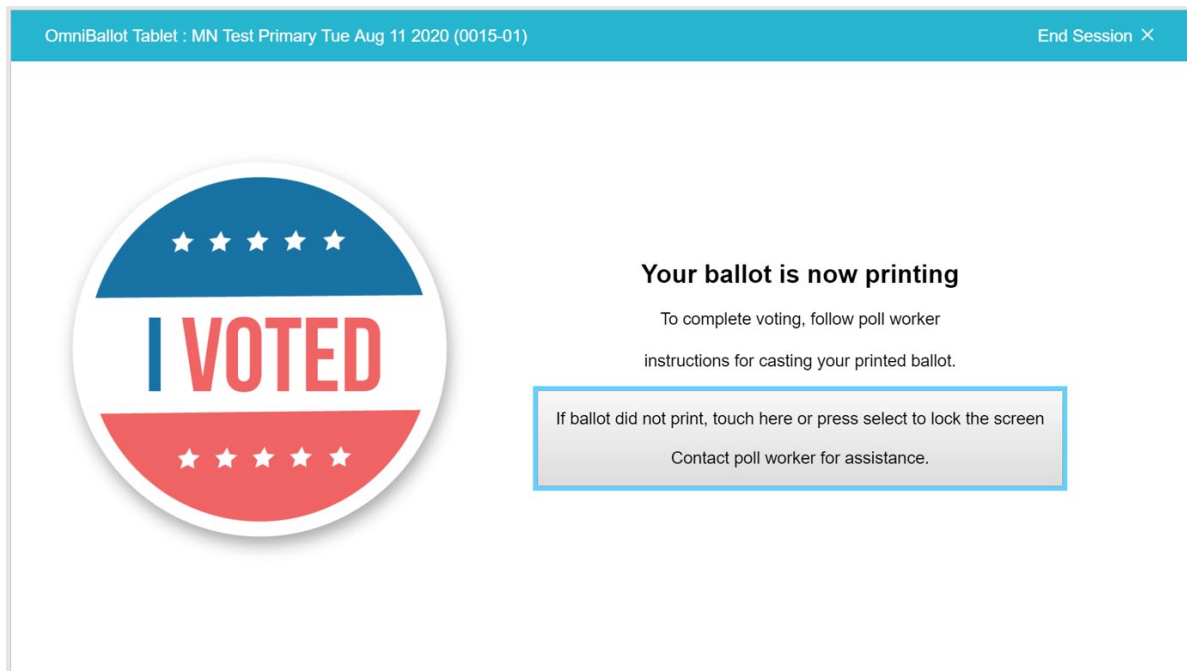
No

Yes

## Ballot Printing

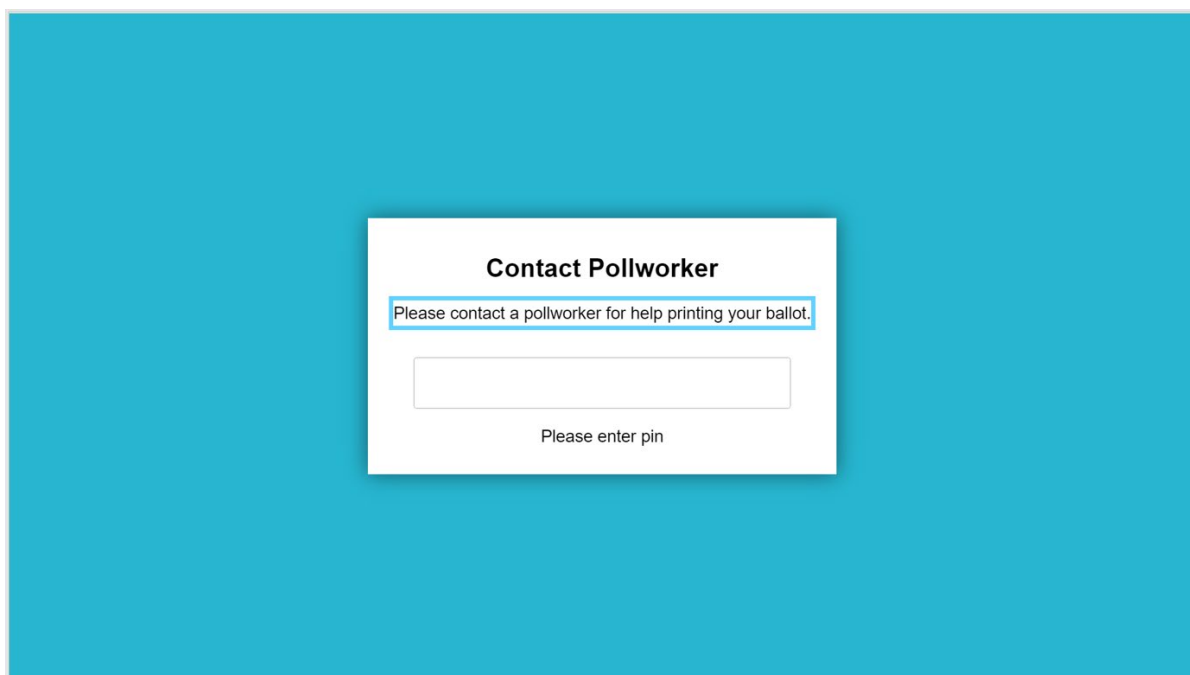
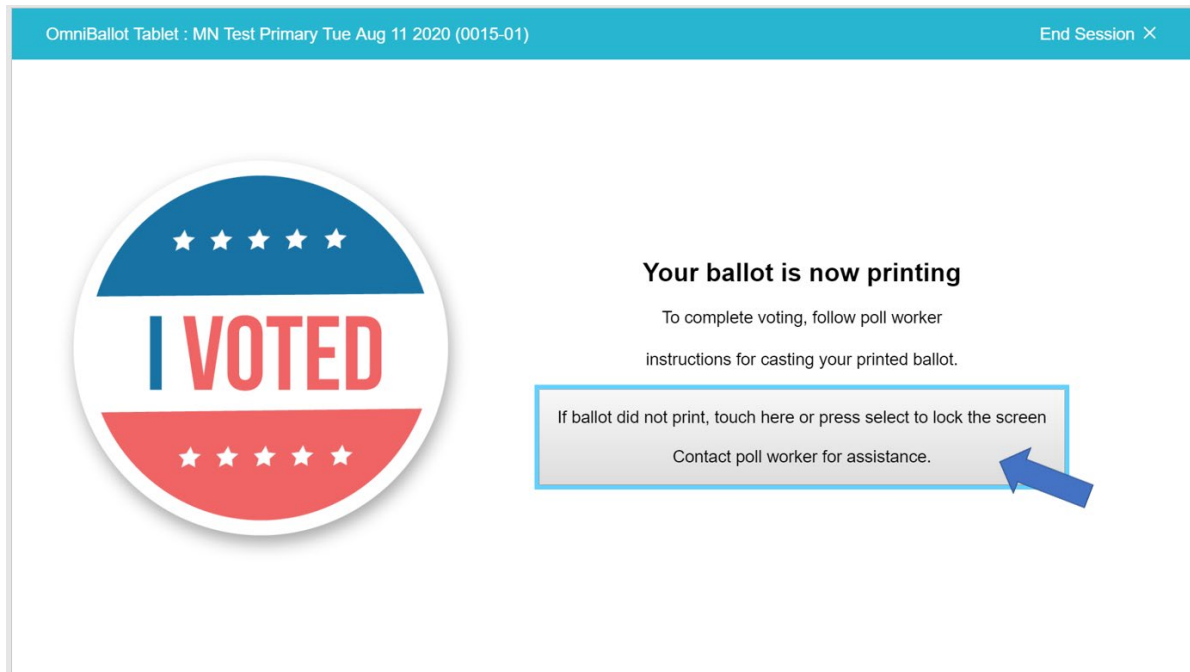
### Successful Print

The Voter will see the “Your Ballot is now printing” screen while their ballot prints. The Voter can remove their ballot and follow poll worker instructions for casting their ballot. The system will reset for the next Voter.

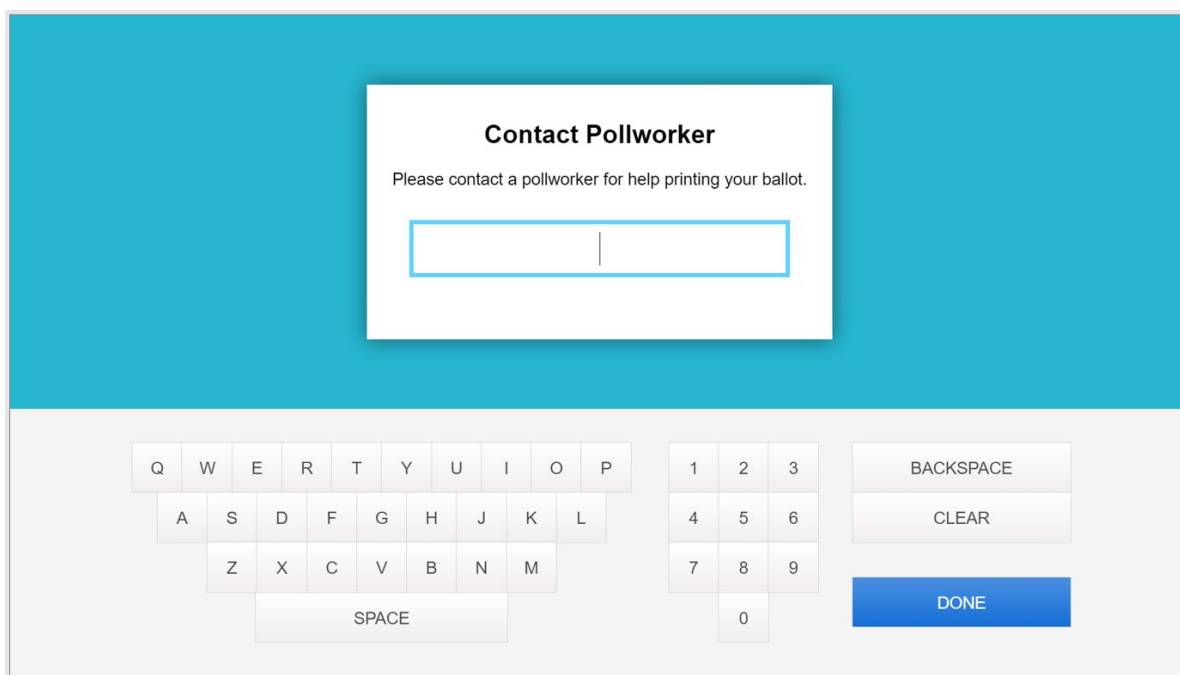


## Unsuccessful Print

If printing is unsuccessful, the Voter will touch the gray button, or simply press select on the Nav Pad or 3 Button Device to lock the screen. Voter then must ask for Poll Worker assistance.



A Poll Worker can make proper printer adjustments (load paper, clear paper jam, turn on printer). Once ready to re-print, the Poll Worker signs in with their PIN.



The screen has a blue header and a white central box. The box contains the title "Contact Pollworker", the instruction "Please contact a pollworker for help printing your ballot.", and a two-part input field for a PIN. Below the box is a virtual keyboard with three rows of letters, a space bar, a numeric keypad (0-9), and buttons for "BACKSPACE", "CLEAR", and "DONE".

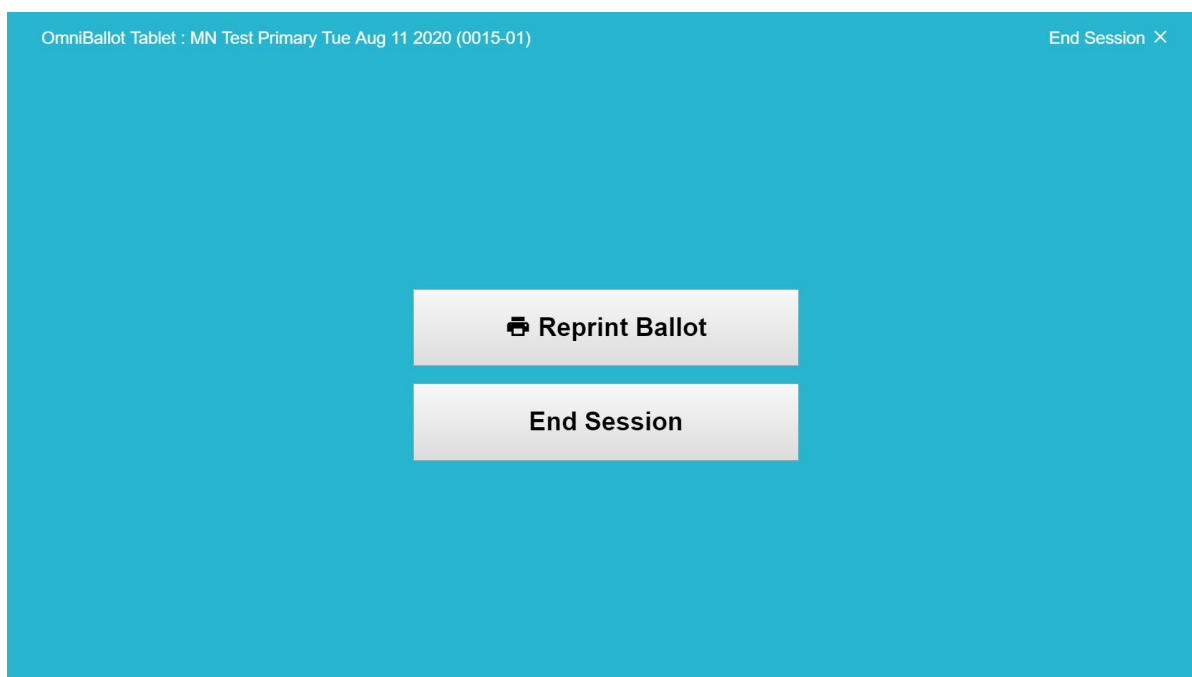
**Contact Pollworker**

Please contact a pollworker for help printing your ballot.

[PIN Input Field]

Q W E R T Y U I O P  
A S D F G H J K L  
Z X C V B N M  
SPACE  
1 2 3  
4 5 6  
7 8 9  
0  
BACKSPACE  
CLEAR  
DONE

The Poll Worker or Voter can then press the **Reprint Ballot** button.



The screen has a blue header with the text "OmniBallot Tablet : MN Test Primary Tue Aug 11 2020 (0015-01)" on the left and "End Session X" on the right. The main area is blue and contains two large, light-gray buttons: "Reprint Ballot" (with a printer icon) and "End Session".

OmniBallot Tablet : MN Test Primary Tue Aug 11 2020 (0015-01) End Session X

**Reprint Ballot**

**End Session**

Alternately, the Poll Worker or Voter can press the **End Session** button to exit without reprinting. This screen will timeout and voter's session will be cleared if a button isn't pressed.

## TROUBLESHOOTING

Following are some common issues that can come up and can be easily remedied. If you need further assistance, please contact Democracy Live at [info@democracylive.com](mailto:info@democracylive.com) or 855-655-VOTE (8683) for support.

| Issue                                       | Steps to Resolve   |
|---|--|
| <b>Device Turns off or won't turn on</b>    | Check that AC power is plugged in  |
| <b>Paper did not print out double-sided</b> | In Administration mode, select Print Management. De-select and re-select Duplex. Press Save.   |
| <b>Manual Feed Paper Tray</b>               | The Manual Paper Tray can be used to print ballots if desired. Flip the cover down where it says "OKI" on the printer. Place ballot or plain stock into manual tray. Large paper sizes may hang over the edge. |
| <b>Main Paper Tray</b>                      | Plain Paper or Ballot Stock (up to 8.5 x 17") can be loaded into the main paper tray. Pull the main tray out and adjust the settings for 8 ½ x 11, 8 ½ x 14 or 8 ½ x 17-22. Load paper. Close tray.            |

| Issue                                  | Steps to Resolve  |
|--|---|
| <b>Printer Error: Out of Paper</b>     | An orange paper light will flash on the printer when it's out of paper. Simply load the paper and it will begin printing. If it doesn't begin automatically, press the OK button.   |
| <b>Printer Error: Paper Jam</b>        | An orange paper light will flash on the printer when it's jammed. Open all flaps on the printer to determine where the paper jam is. If it doesn't begin automatically, press the OK button.  |
| <b>Changing Toner – Okidata B432dn</b> | To change the toner cartridge, push gray circular button on left top of printer. Lift cover. Pull blue lever on right completely forward. Lift toner cartridge straight up to remove. Discard. Replace with new toner cartridge. Push blue lever back to lock. Push top cover down until it clicks. |
| <b>Replace Printer</b>                 | Plug replacement Okidata B432dn and OmniBallot Tablet will recognize it. To adjust the printer settings, from the Ballot Marking Administration panel, you will need to go into Election Management. Select the settings that you desire, and press Save.   |

# NOTES

# NOTES

# **OmniBallot Tablet Version 2.0**

**January 2020**



## **Headquarters**

2900 NE Blakeley St.

Seattle, WA 98105

## **Technology Lab**

35030 SE Douglas St.

Suite 200

Snoqualmie, WA 98065

[info@democracylive.com](mailto:info@democracylive.com)

855-655-VOTE (8683)